






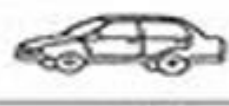

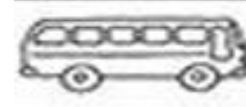
















SAINT JOHN'S ACADEMY, PRAYAGRAJ
SUMMER HOLIDAY HOMEWORK – 2025-2026
CLASS- NURSERY SEC. _____





NAME:..... ROLL NO:.....

SUBJECTS – ENGLISH

1) Look at the box in each row, then colour the picture that does not begin with the given letter in the box :

1) a			
2) b			
3) c			
4) d			
5) e			
6) f			
7) g			
8) h			

2) See the pictures and colour the correct letter :

 <div style="display: flex; justify-content: space-around;"> r a e </div>	 <div style="display: flex; justify-content: space-around;"> c n r </div>
 <div style="display: flex; justify-content: space-around;"> u s e </div>	 <div style="display: flex; justify-content: space-around;"> d b f </div>

3) Identify the pictures and write the first letter of their name :

1)



2)



3)



4)




















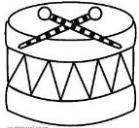






5)



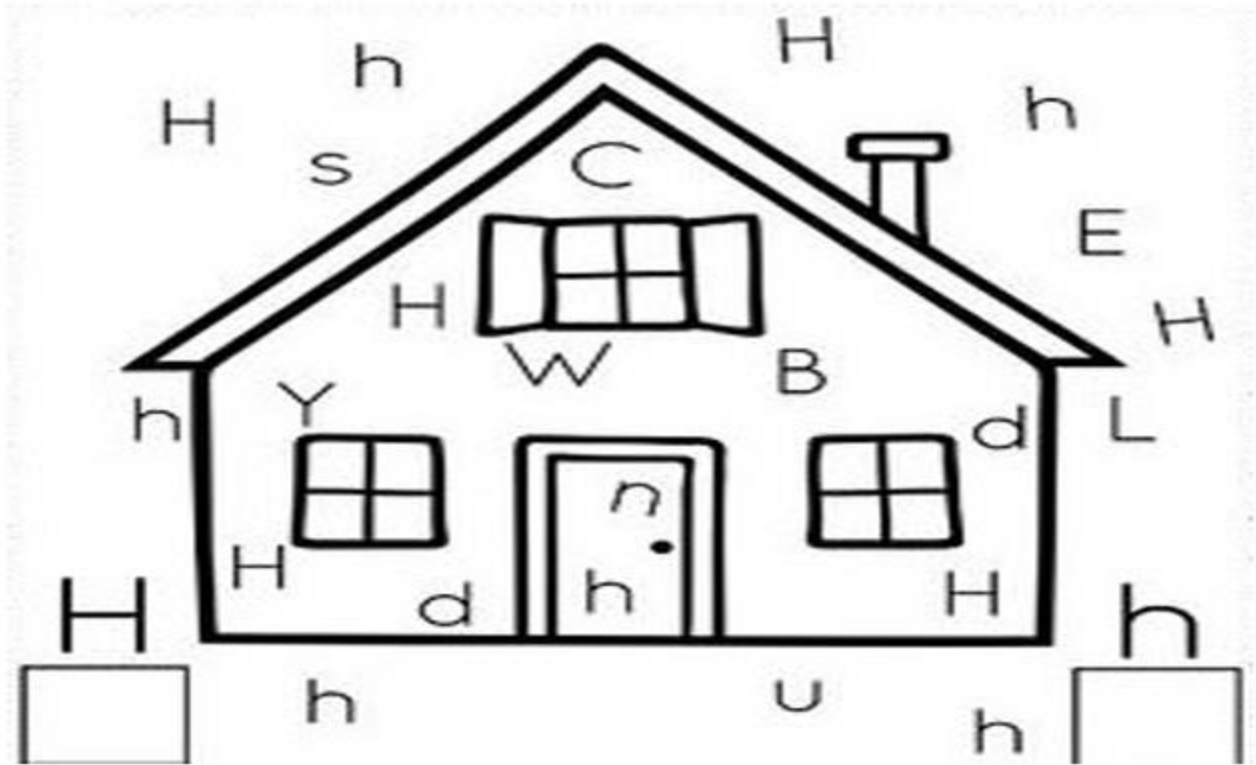
6)



4) Do the pictures name start with the same letter ? If 'Yes' colour the happy face else if 'No' colour the sad face :

1)				
2)				
3)				
4)				
5)				
6)				

5) Find and circle the letter Hh. Write how many you found in the square given below and then colour the house :








6) Help the rocket to land on the moon by going from A to Z :




MATHS

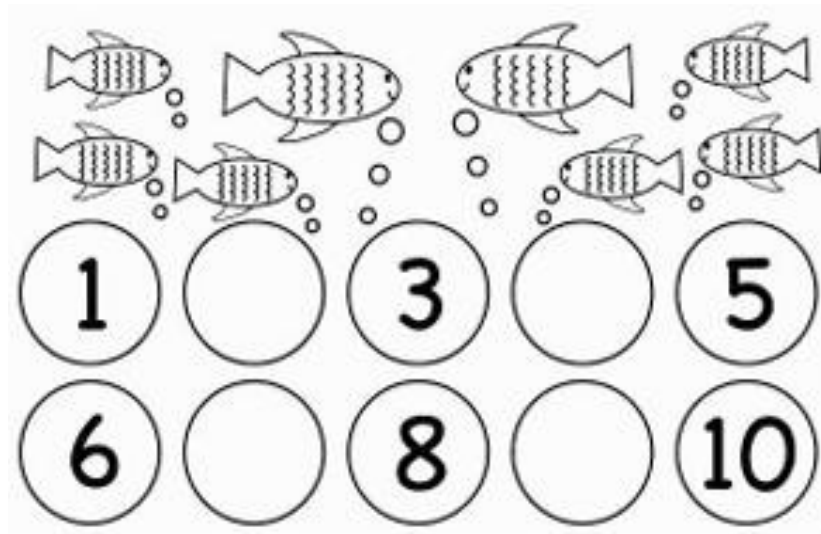
1) Count, draw and colour the balls for the given numbers :

a)	7 	
b)	9 	
c)	6 	
d)	4 	
e)	2 	

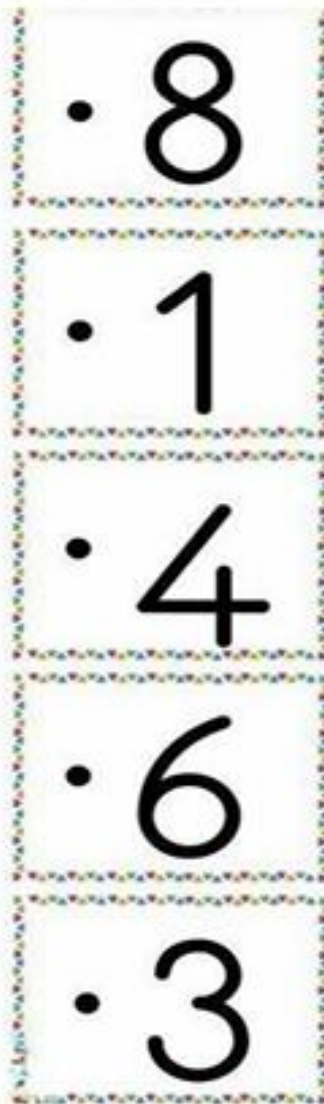
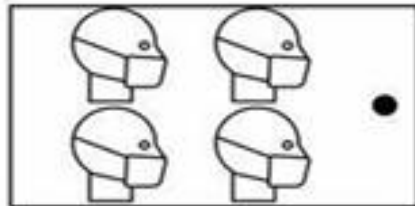
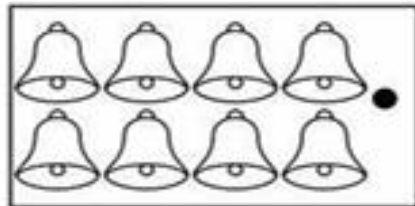

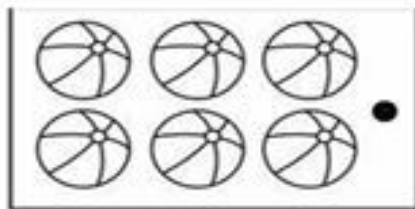
2) Colour the ladybug with red colour and paste the given number of black bindis on it :



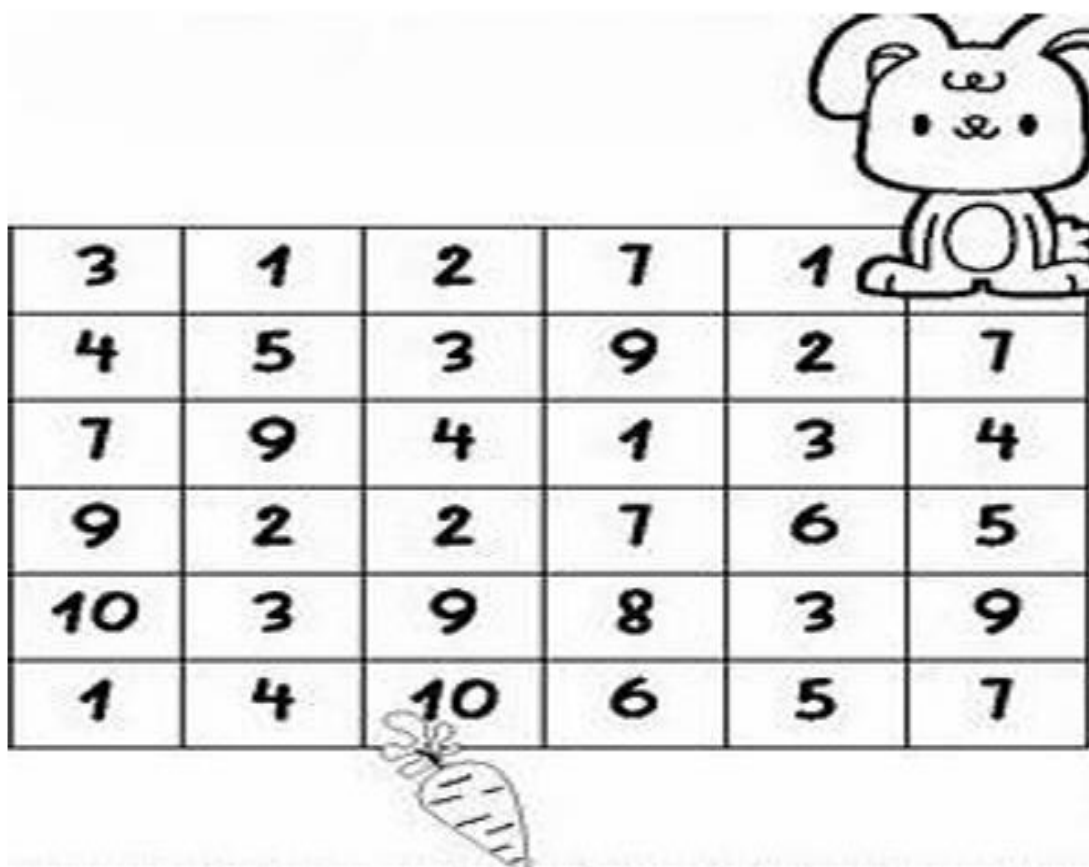
3) Write the missing numbers :







4) Count and match with correct numbers :



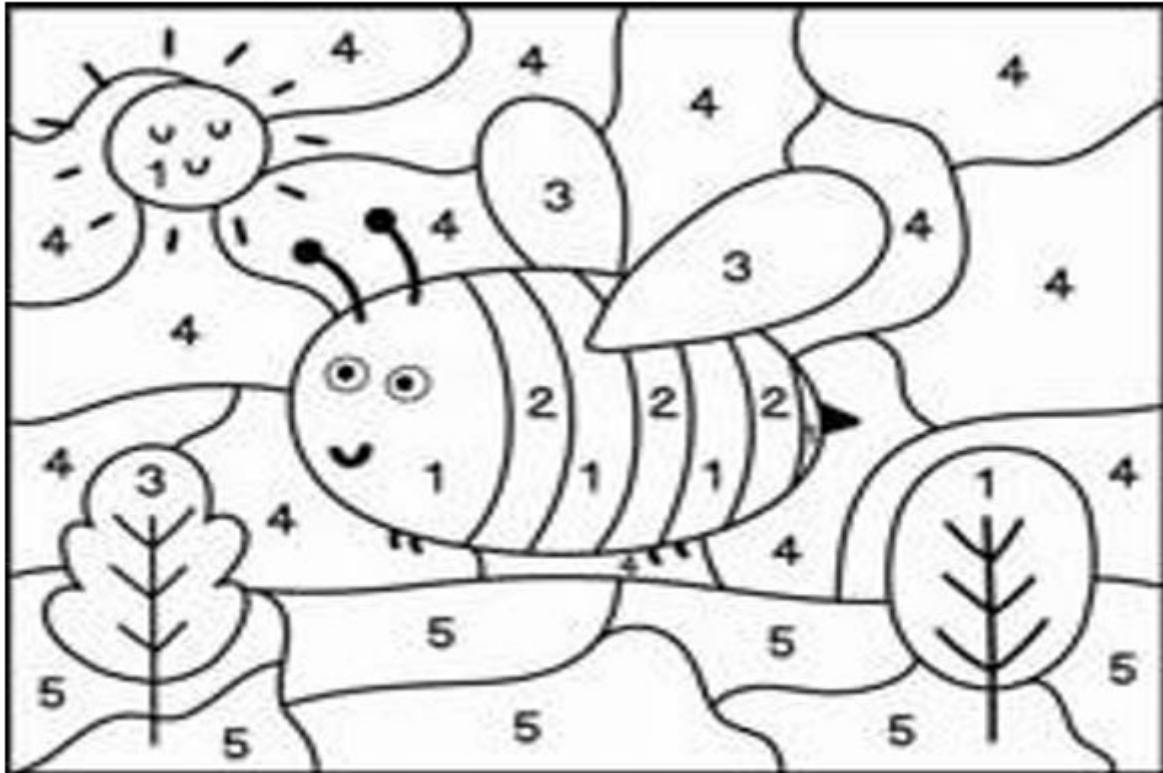
5) Help bunny to get the carrot, colour the boxes from 1 to 10 :



6) Count the objects and colour the correct number :



7) Colour the picture according to the number :



1 - Yellow 2 - Black 3 - Pink 4 - Blue 5 - Green

1) Fill in the blanks :

ALL ABOUT ME

MY NAME IS

MY NAME
STARTS WITH

I am

years old

My favorite color is

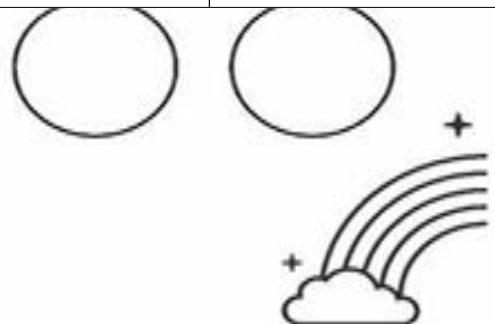


THIS IS ME

I am a

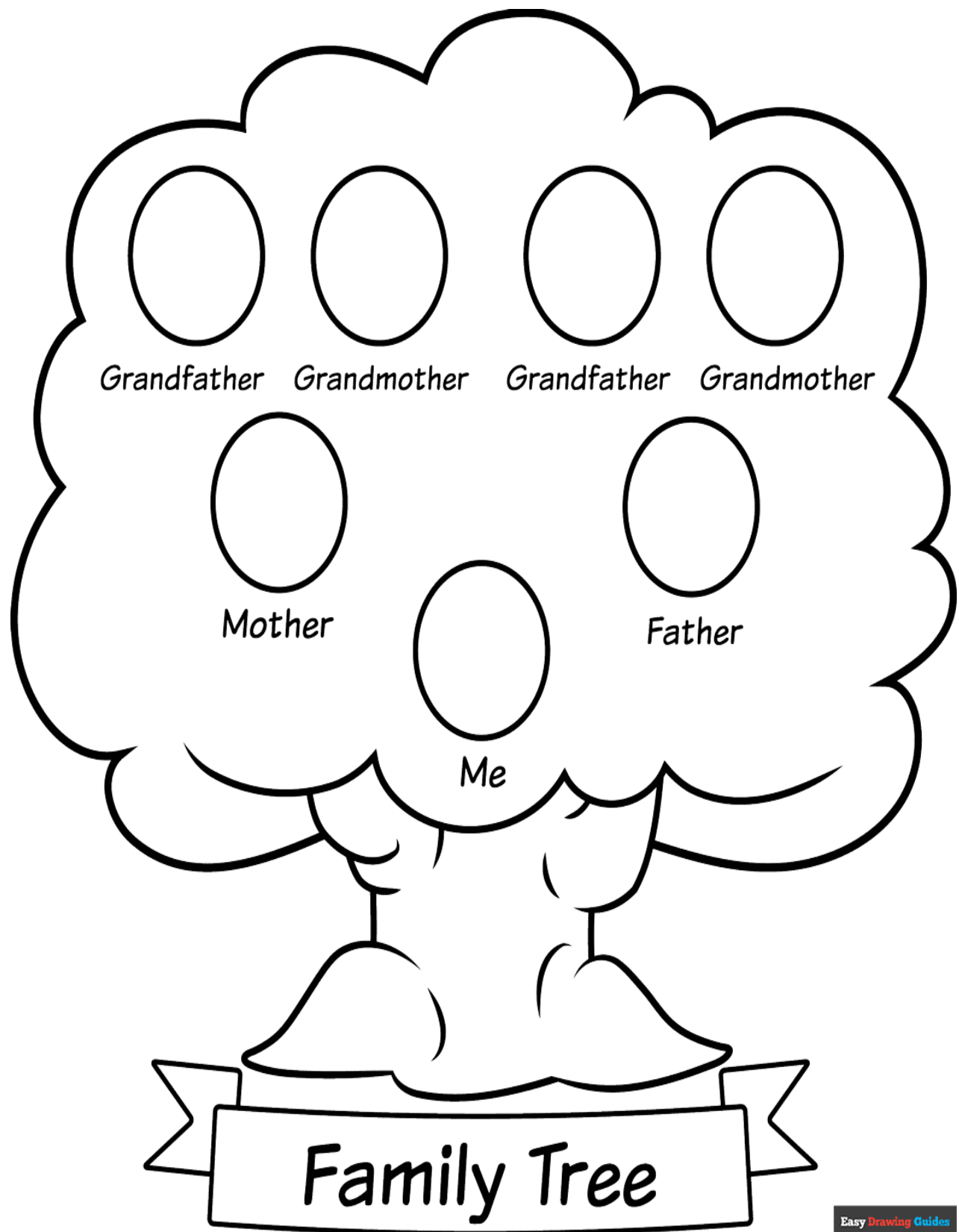
BOY

GIRL


The colour of my hair is _____	The colour of my eyes are _____
--------------------------------	---------------------------------



2) Paste the picture of your family members :




3) Do thumb printing with yellow colour on the mangoes and colour the tree :



4) Trace the magic words and colour the picture



5) Tear and crumble (make small pieces) the coloured paper, then paste it onto the flower to add texture :



6) Match the following correctly :



sight



smell




taste



hearing



touch



*** END ***