

**SAINT JOHN'S ACADEMY, PRAYAGRAJ**  
**SUMMER HOLIDAY HOMEWORK – 2023-2024**  
**CLASS- NURSERY SEC. \_\_\_\_\_**

NAME:..... ROLL NO:.....

**SUBJECTS – ENGLISH**

**1) Change into Small Letters:**


G \_\_\_\_\_

A \_\_\_\_\_

F \_\_\_\_\_

B \_\_\_\_\_

**2) Colour the box having the correct letter:**




T	I
---	---



R	P
---	---



b	d
---	---



a	h
---	---


**3) Complete the lines:**

J \_\_\_\_\_

U \_\_\_\_\_

C \_\_\_\_\_

**4) See the picture and write the small letter :**



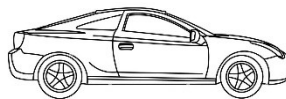
\_\_\_\_\_



\_\_\_\_\_



\_\_\_\_\_



\_\_\_\_\_

5) Match the capital letters to the small letters:

1) B

g

2) D

e

3) H

b

4) E

c

5) G

h

6) C

d

6) Write A a to L l (Capital and Small letters) :

A a

L l

\*\*\*

1) Fill in the blank :

# About Me

My Name is \_\_\_\_\_  
-----  
\_\_\_\_\_

What is your age?

I am  years old.

Colour your gender picture.

I am a



girl



boy

Paste a picture of yourself.

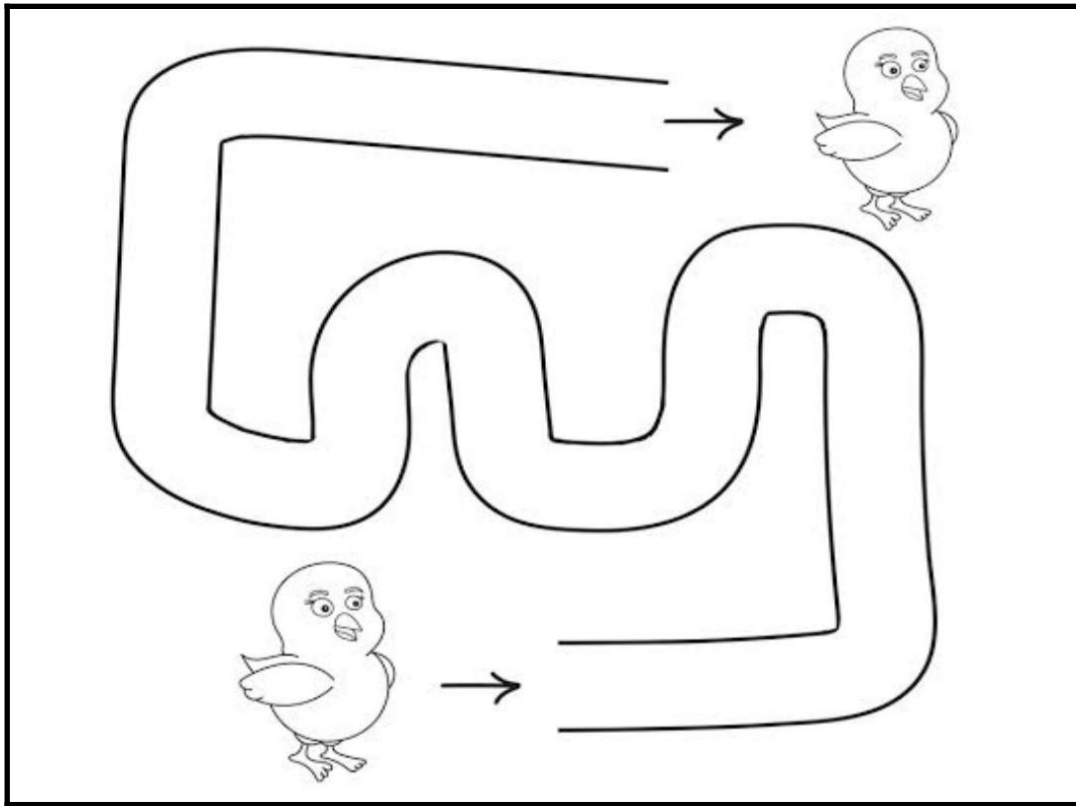
Colour the circle with the colour of your eyes.

My eyes are  .


Circle the texture that is closest to your hair.



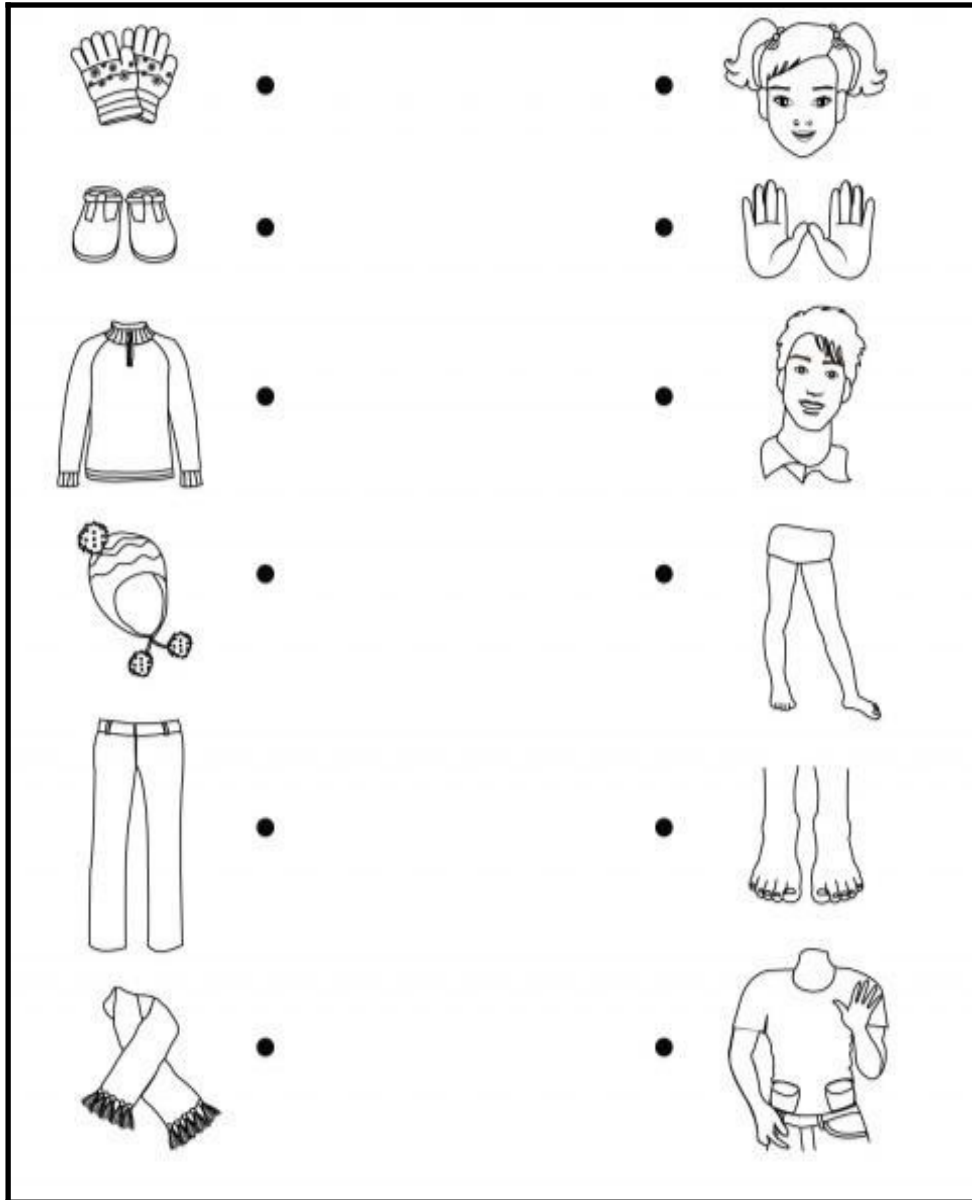
2- Let's help Donald Duck meet Daisy Duck:




3. Draw the missing parts:



3- Match each item of clothing to the part of the body on which it is worn:








4- Colour the given picture:























# MATHS





Q.1- Colour the correct number of objects for each of the following given numbers:

1	
2	
3	
4	
5	


Q. 2- Fill in the missing numbers:

Q. 3- Count and colour the correct number in each of the following:

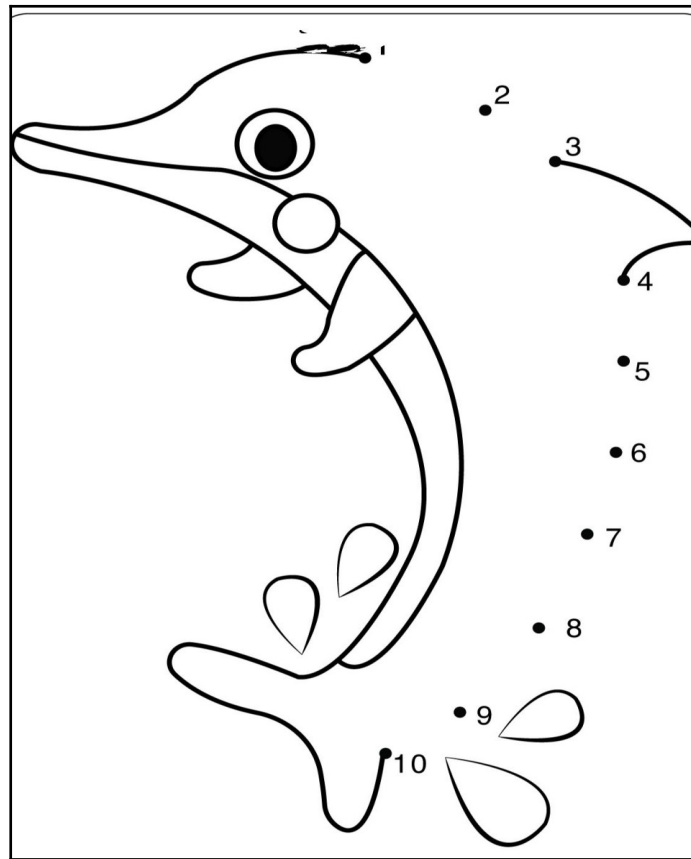
	<b>3</b> <b>1</b> <b>2</b>		<b>2</b> <b>4</b> <b>1</b>
	<b>4</b> <b>3</b> <b>5</b>		<b>1</b> <b>2</b> <b>3</b>

4- Find the number '8' and colour it:



A grid of numbers in circles. The numbers are: 8, 1, 4, 2, 8, 5, 9, 8, 7, 9, 4, 7, 8, 7, 6, 3, 8, 8, 9, 6, 4, 8, 6, 8, 2, 8. In the center of the grid is a large outline of the number 8.

5- Join the dots from Numbers 1 to 10 and colour it:



\*\*\*