











Name : _____ Adm Code. _____

NOTE : These assignments are to be done on the sheet itself and to be submitted to the Class Teacher on the first day after the Summer Vacation

ENGLISH

1) Colour the pictures and select the words and write it in correct column :

				
boy	flower	pencil	apples	boys
				
balloons	star	toffee	balls	trees

Singular

1	
2	
3	
4	
5	

Plural

1	
2	
3	
4	
5	

2) Rearrange the jumbled words and match them with correct object :

1. niwodw _____




2. gegs _____



3. papple _____



4. keca _____



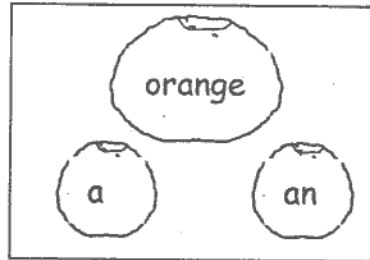
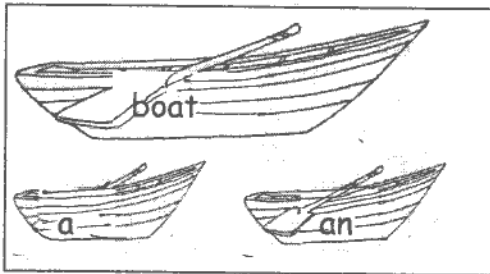
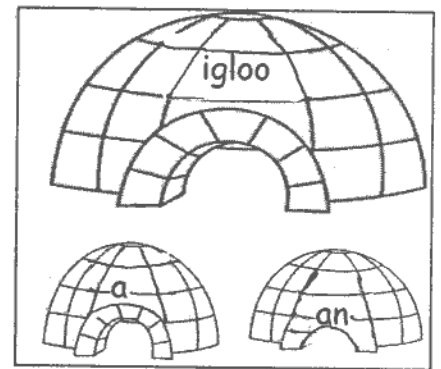
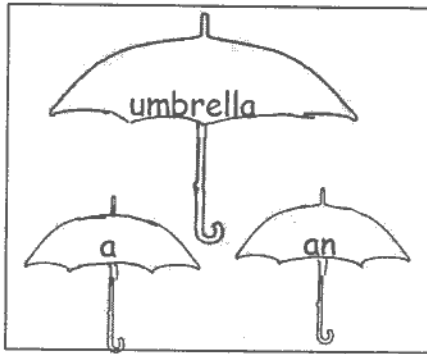
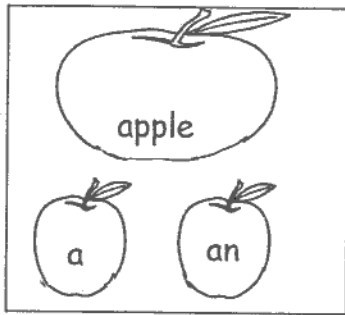
5. yhpap _____



3) Look at the pictures and find out their name :

	A	B	C	D	E	F	G	H	I	J	
	K	S	T	A	R	S	T	U	V	W	
	A	L	M	X	N	O	P	Q	R	T	
	R	X	Y	E	Z	A	B	C	R	D	
	R	I	J	M	K	E	F	A	G	H	
	O	N	O	C	P	L	E	A	F	Q	
	W	R	U	S	T	H	U	V	W	X	
	O	D	M	K	I	G	E	C	A	X	
	P	O	N	L	J	H	F	D	B	Z	

4) Colour the correct pair :



5) Fill in the blanks with 'This' or 'That' :

1) _____ is a flower.


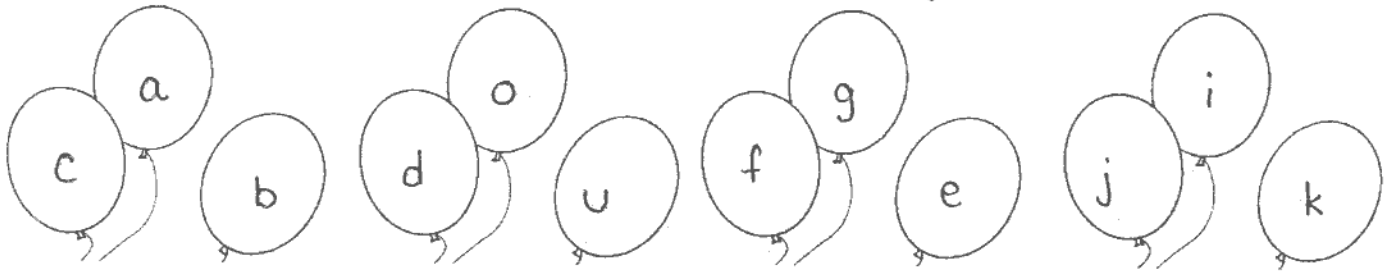
2) _____ is a ball.

3) _____ is a pencil.

4) _____ is an orange.












5) _____ is tree.

6) Write the vowels in the basket and draw a line to join it with the balloon :


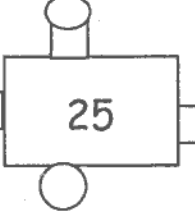


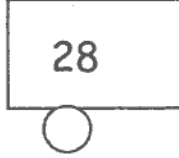

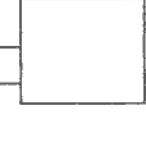

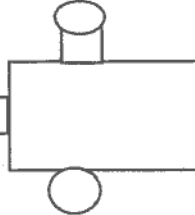
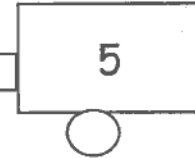
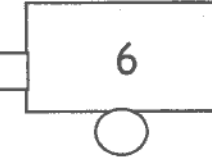
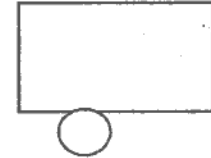


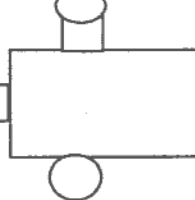
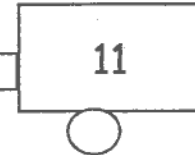
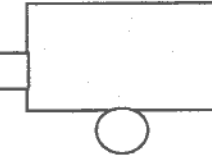
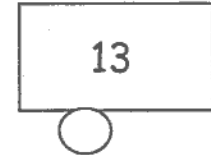



MATHS



1) Colour the correct numerals for the given number names :



2) Write the missing numbers :

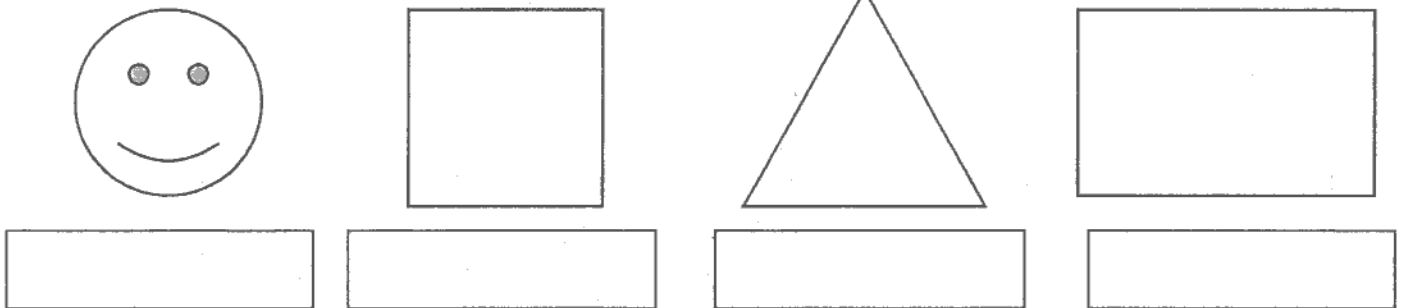
3) What comes before and after ?



4) Colour the big object and circle the small object in each set :



5) Identify, name and colour the shape :




E.V.S
IT'S ALL ABOUT ME



This is me :

(Paste your photo)

I am _____
years old.




I live in :

This is my family :

(Paste your family photo)


My friend's name is :



My favourite :



book : _____



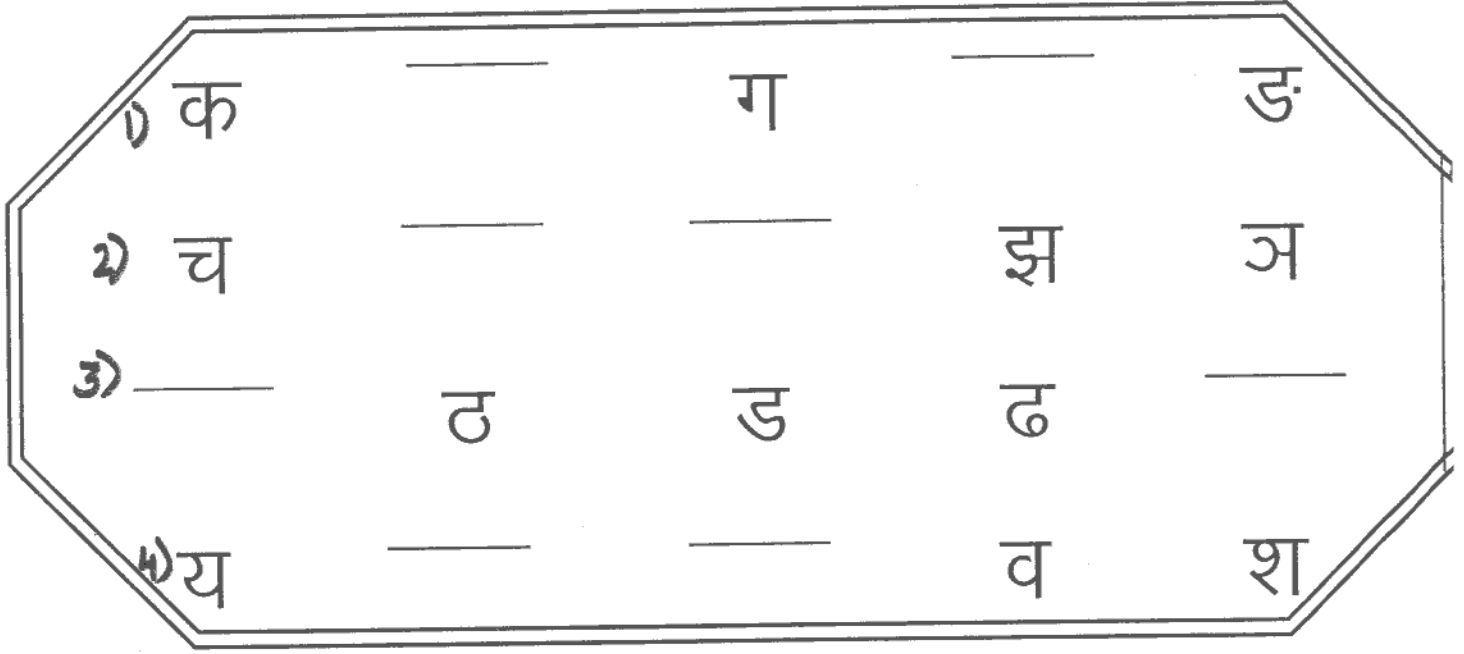
colour : _____

food : _____

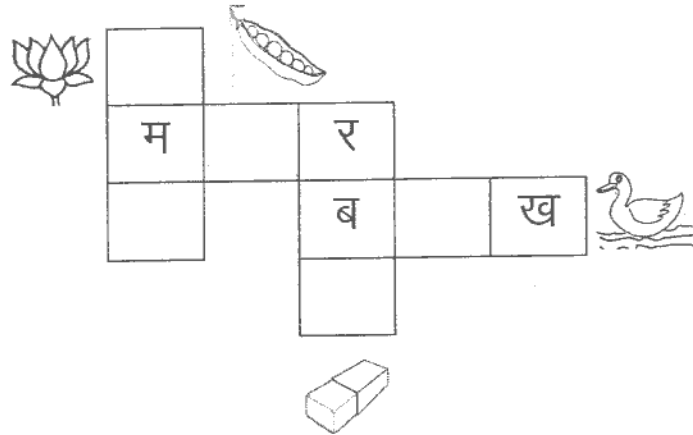
t.v show : _____

NAME : ADM. No.

प्रश्न १- खाली स्थान भरकर चित्रों में रंग भरिए-



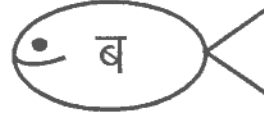
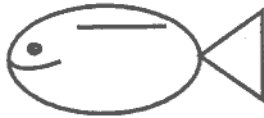
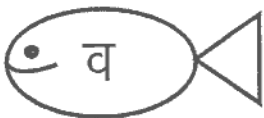
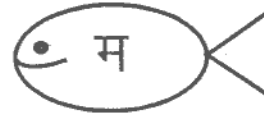
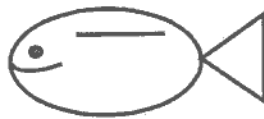
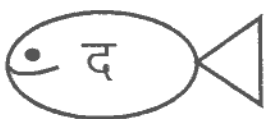
प्रश्न २- खाली जगह पर सही अक्षर लिखकर सही शब्द बनाइए-



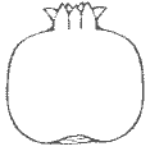
प्रश्न ३- गिनती में रंग भरिए-



प्रश्न ४- बाद में आने वाले अक्षर लिखिए-



प्रश्न ५- चित्रों के नाम लिखिए-



प्रश्न ६- अक्षरों को मिलाकर लिखिए-


स + ड + क - _____

क + म + ल - _____


अ + त + ग - _____

त + त + ल + त - _____

प्रश्न ७- छाता का चित्र बनाकर रंग भरिए-



प्रश्न ८- अ से अ: तक बिंदुओं को मिलाकर चित्र पूरा कीजिए एवं उसमें रंग भरिए-



(समाप्त)